

## Step 2: Pick a streaming device

If you have a Smart TV, you will most likely be able to add the streaming service apps directly to your TV. If you don't have a Smart TV, a streaming device will be the bridge between your internet connection and TV. They are affordable and simple to use. Popular options include: Amazon Fire Cube, Amazon Fire Stick 4K, Roku Streaming Stick, Google Chromecast Ultra, and Apple TV 4K.

Beyond these specific streaming devices, there are other options for streaming that you may already have in your home. Your computer is one. Using a HDMI adapter, you can connect your computer to your TV, essentially using your TV as a computer monitor. Gaming consoles, like Xbox and Playstation, may also connect you to many online services.



## Step 3: Get a HD antenna

Another option for getting local channels and major networks without a streaming service is to install a high-quality HD antenna to catch off-air signals. These can easily be found online or at an electronics store and a quality antenna can be purchased for under \$40.

## Step 4: Have fun!

You are now ready to go. Enjoy seamless streaming with your HiLight Gigabit service.



# Experience Streaming Powered by Gigabit Speeds

Your HiLight internet connection makes streaming video content to your TV fast and it's easy to set up. Start streaming today—here's how!

[Hillsboro-Oregon.gov/HiLight](https://Hillsboro-Oregon.gov/HiLight)  
503-693-4400



Amazon, Kindle, Echo, Alexa, Dash, Fire, and all related logos are trademarks of Amazon.com, Inc. or its affiliates. Google and the Google logo are registered trademarks of Google Inc., used with permission. Apple and Apple TV are registered trademarks of Apple Inc. Prices of devices are estimates and may vary.
















# Stream Video Content to your TV

There's never been a better time to get all of your television programming via the internet. The transition to streaming is simple and downloads are nearly instant, even to multiple TVs or devices in your household, with HiLight's Gigabit service. We have prepared this overview guide to help you get started. In addition to highlighting a sampling of popular streaming services, this guide provides suggestions on how to connect to streamed video. Video streaming is a growing entertainment option which continues to evolve. HiLight and the City of Hillsboro do not endorse any specific services or products, but we encourage you to get the most out of your HiLight connection by giving streaming a try!

## Step 1: Select your streaming service(s)

The first step is to select a streaming service(s) that provides the content you want. There are many paid subscriptions that vary in price from \$5 a month up to \$50+. There are also several free services provided by the major networks (ABC, CBS, FOX, NBC) and others that are readily available. Heard of a must watch show but not sure where you can view it? Visit [justwatch.com](http://justwatch.com), enter the show, and see which streaming services have it on their line-up.

**Find the streaming service that is right for you**

| TV Streaming Service | OnDemand Options  |  |  | Live Programming Options  |  |  |   |  | Niche/Network Options  |   |   |   |   |
|----------------------|---|--|--|---|--|--|---|--|--|---|---|---|---|
|                      |  Netflix |  Amazon Prime Instant Video |  Apple TV + |  YouTube TV** |  Hulu and Hulu+ Live TV |  Sling TV |  Philo |  Plex |  CBS All Access |  Peacock |  HBO Max |  Disney+ |  ESPN+ |
| Known For            | Original Programming  | Original Programming and Video Rentals/Purchases   | Original Content and Video Rentals/Purchases   | Live TV, Program Variety and Local Channels*  | Extensive OnDemand TV Library  | Live Programming   | Live Programming and 60+ Network Channels   | Ad-supported TV and Movie Programming  | Live TV, Original Programming and Movies   | Popular TV Shows and Movies   | Original Content and Movies   | Movies and Original Content   | Sports Programming and Live Games   |
| Cost                 | Subscription  | Free w/ Amazon Prime Membership  | Subscription   | Subscription  | Subscription   | Subscription   | Subscription  | Free   | Subscription   | Free w/Option of Subscription Upgrade   | Subscription  | Subscription  | Subscription  |
| OnDemand Video       | ✓   | ✓  | ✓  | ✓   | ✓  | ✓  | ✗   | ✓  | ✓  | ✓   | ✓   | ✓   | ✓   |
| Live Programming     | ✗   | ✗  | ✗  | ✓   | ✓  | ✓  | ✓   | ✓  | ✓  | ✓   | ✗   | ✗   | ✓   |
| Original Programming | ✓   | ✓  | ✓  | ✓   | ✓  | ✗  | ✗   | ✗  | ✓  | ✓   | ✓   | ✓   | ✓   |
| Local Channels*      | ✗   | ✗  | ✗  | ✓   | Options Available  | ✗  | ✗   | ✓  | ✓  | ✗   | ✗   | ✗   | ✗   |
| Concurrent Streams   | 1-4   | 2-3  | 6  | 3   | 1  | 1-4  | 3   | 3  | 2  | 3   | 3   | 4   | 3   |
| DVR                  | Options Available   | ✗  | ✗  | Included  | Options Available  | Included   | Included  | Options Available  | ✗  | ✗   | ✗   | ✗   | ✗   |
| Additional Options:  | Google Play Movies & TV (rentals and purchases only), Crackle (Free), VuDu (Free)         |  |  | Fubo TV (Subscription), Pluto (Free), Sling TV (Subscription)                                   |  |  |   |  | Crunchyroll (Free), Showtime Anytime (Subscription), Tubi (Free)                                   |   |   |   |   |

Information current as of September 2020. Packages and offerings subject to change. Please consult providers' websites directly. Listings are provided as informational only and are not an endorsement by HiLight or City of Hillsboro. \*Local channel availability dependent on subscription level and geographic limitations. \*\*To see availability of channels in your area, you must sign in to TVYouTube.com.