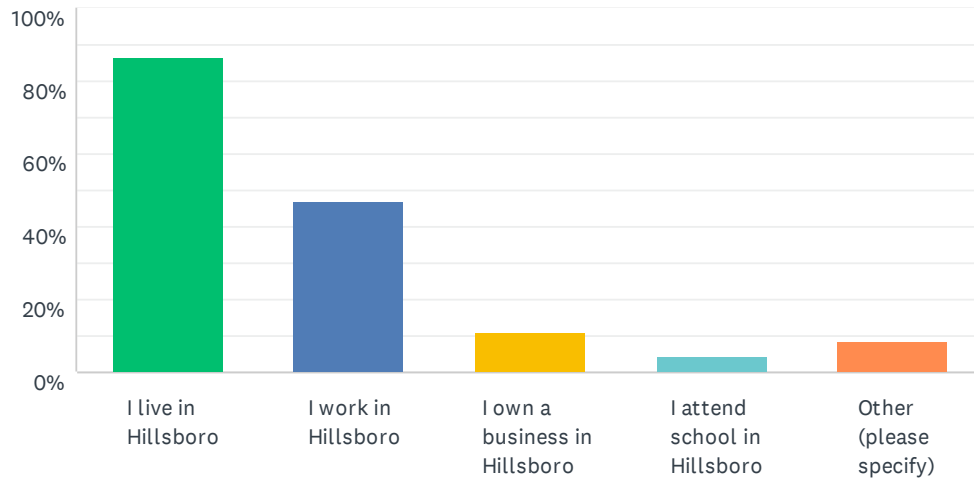


Q1 Select all that apply:

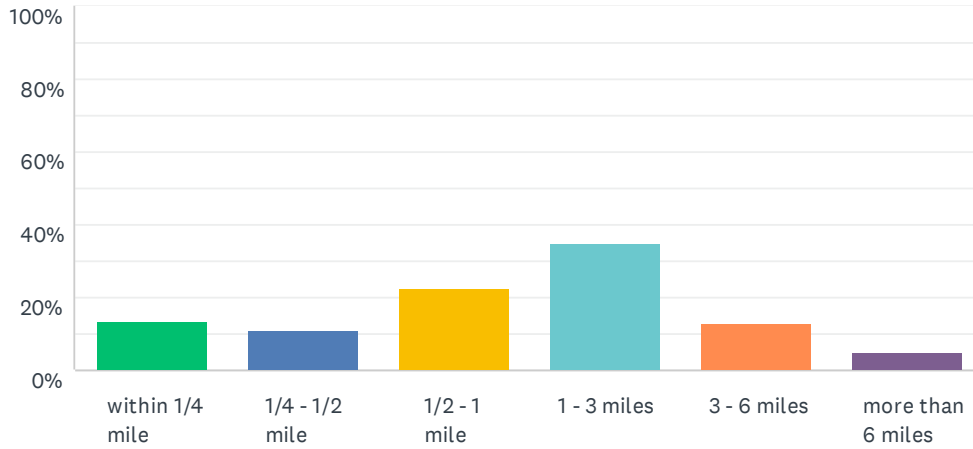
Answered: 1,151 Skipped: 3



ANSWER CHOICES	RESPONSES	
I live in Hillsboro	86.36%	994
I work in Hillsboro	47.09%	542
I own a business in Hillsboro	11.21%	129
I attend school in Hillsboro	4.52%	52
Other (please specify)	8.69%	100
Total Respondents: 1,151		

Q2 How close to Block 67 do you live (or work)?

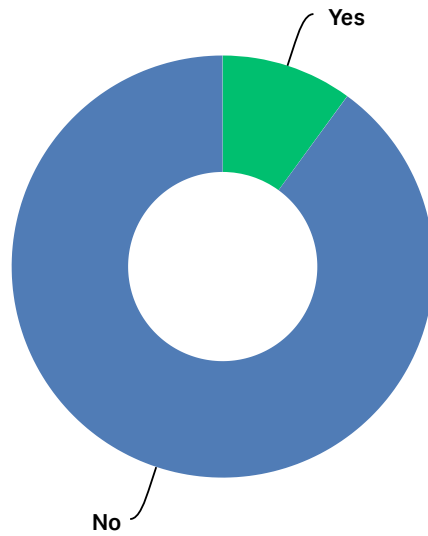
Answered: 1,152 Skipped: 2



ANSWER CHOICES	RESPONSES	
within 1/4 mile	13.72%	158
1/4 - 1/2 mile	10.94%	126
1/2 - 1 mile	22.48%	259
1 - 3 miles	34.81%	401
3 - 6 miles	13.19%	152
more than 6 miles	4.86%	56
TOTAL		1,152

Q3 Have you attended a previous open house about Block 67?

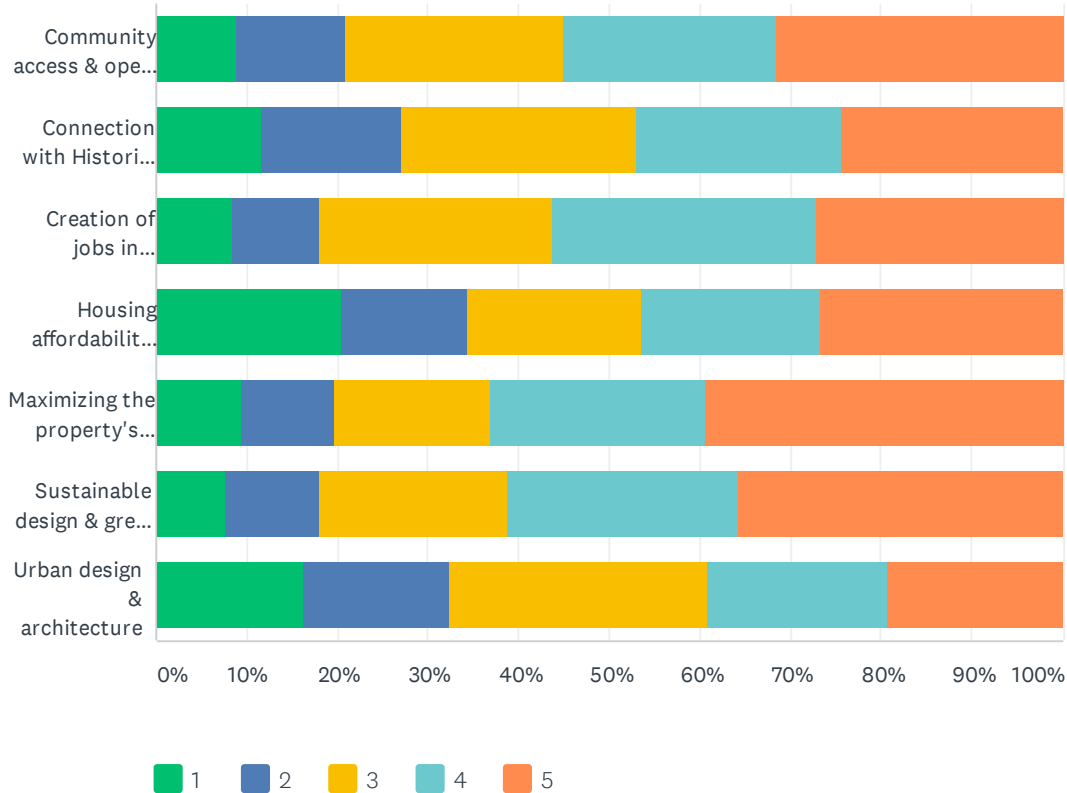
Answered: 1,153 Skipped: 1



ANSWER CHOICES	RESPONSES	
Yes	10.06%	116
No	89.94%	1,037
TOTAL		1,153

Q4 Please prioritize the following Block 67 project objectives (1 = lowest, 5 = highest)

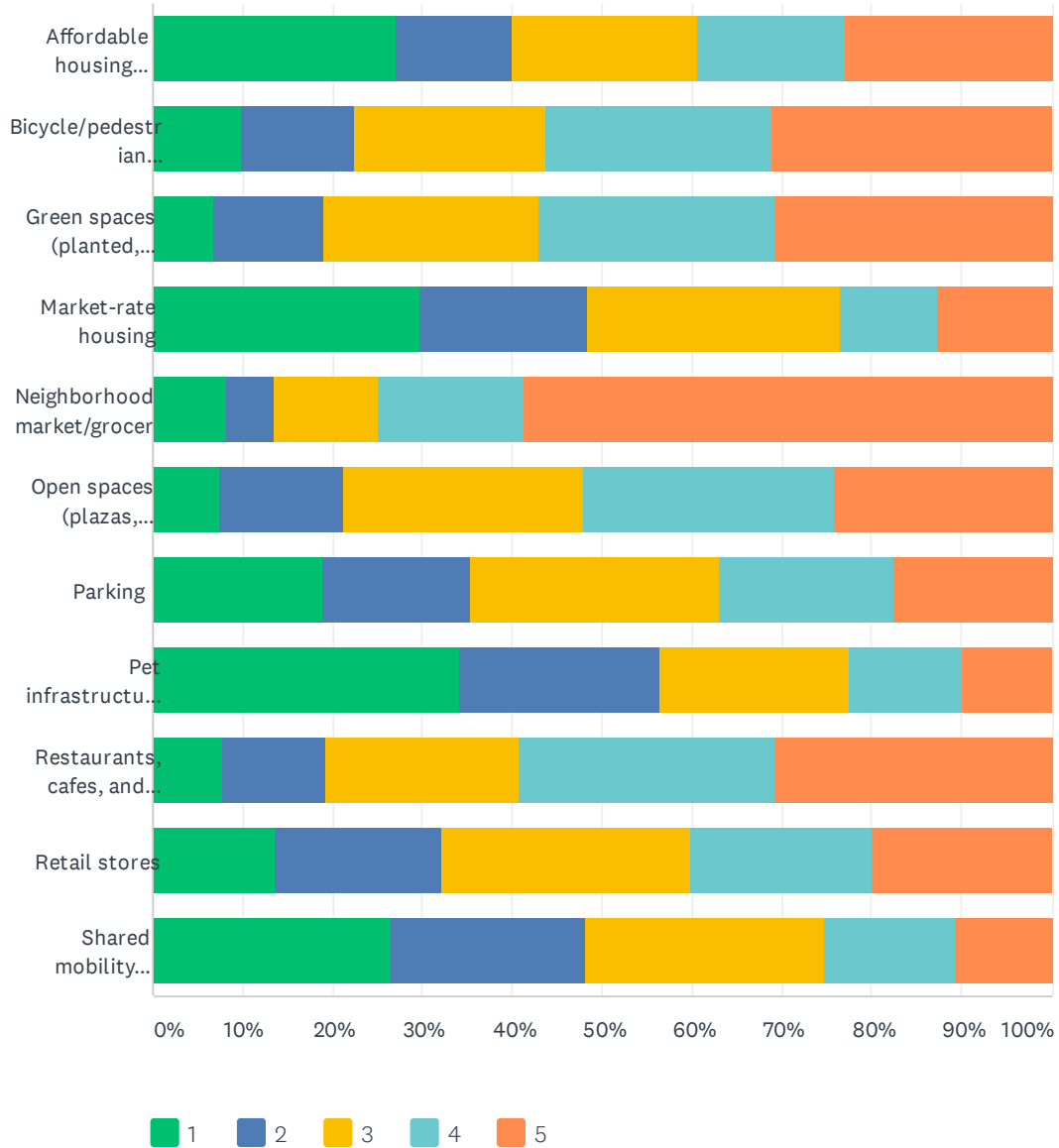
Answered: 1,089 Skipped: 65



	1	2	3	4	5	TOTAL	WEIGHTED AVERAGE
Community access & open space	8.90% 95	11.90% 127	24.09% 257	23.62% 252	31.49% 336	1,067	3.57
Connection with Historic Downtown Hillsboro	11.64% 123	15.52% 164	25.83% 273	22.71% 240	24.31% 257	1,057	3.33
Creation of jobs in Downtown Hillsboro	8.35% 88	9.68% 102	25.81% 272	29.13% 307	27.04% 285	1,054	3.57
Housing affordability & availability	20.53% 216	13.78% 145	19.20% 202	19.68% 207	26.81% 282	1,052	3.18
Maximizing the property's value to the community	9.43% 100	10.28% 109	17.26% 183	23.58% 250	39.43% 418	1,060	3.73
Sustainable design & green building	7.58% 81	10.57% 113	20.58% 220	25.44% 272	35.83% 383	1,069	3.71
Urban design & architecture	16.21% 166	16.11% 165	28.52% 292	19.92% 204	19.24% 197	1,024	3.10

Q5 How important is it for Block 67 to deliver the following? (1 = lowest, 5 = highest)

Answered: 1,065 Skipped: 89

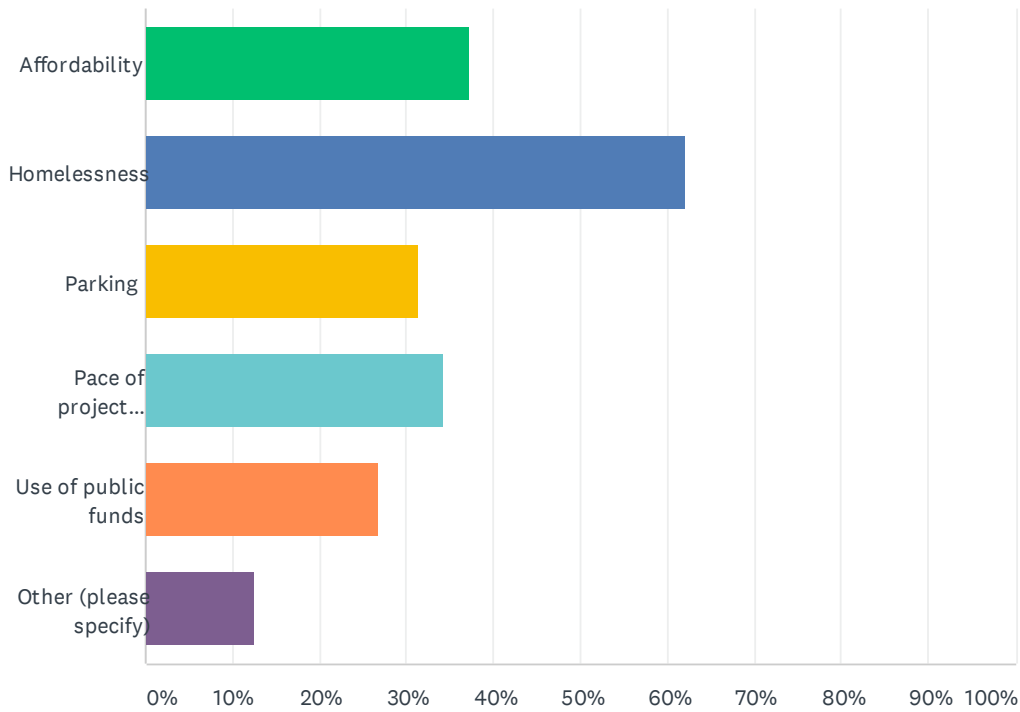


Block 67 Project Survey

	1	2	3	4	5	TOTAL	WEIGHTED AVERAGE
Affordable housing (income-controlled)	27.02% 278	12.93% 133	20.60% 212	16.52% 170	22.93% 236	1,029	2.95
Bicycle/pedestrian infrastructure (bike racks, walkways)	9.79% 100	12.73% 130	21.16% 216	25.27% 258	31.05% 317	1,021	3.55
Green spaces (planted, landscaped, non-paved)	6.77% 70	12.28% 127	23.98% 248	26.31% 272	30.66% 317	1,034	3.62
Market-rate housing	29.65% 290	18.81% 184	28.12% 275	10.84% 106	12.58% 123	978	2.58
Neighborhood market/grocer	8.15% 86	5.21% 55	11.75% 124	16.21% 171	58.67% 619	1,055	4.12
Open spaces (plazas, gathering spaces)	7.49% 75	13.87% 139	26.55% 266	28.04% 281	24.05% 241	1,002	3.47
Parking	18.79% 190	16.62% 168	27.70% 280	19.39% 196	17.51% 177	1,011	3.00
Pet infrastructure (dog run, relief areas)	34.17% 341	22.34% 223	21.04% 210	12.63% 126	9.82% 98	998	2.42
Restaurants, cafes, and drinking establishments	7.80% 81	11.45% 119	21.56% 224	28.49% 296	30.70% 319	1,039	3.63
Retail stores	13.68% 138	18.43% 186	27.65% 279	20.42% 206	19.82% 200	1,009	3.14
Shared mobility programs (bike share, ride share, scooter share)	26.41% 262	21.88% 217	26.41% 262	14.62% 145	10.69% 106	992	2.61

Q6 What concerns, if any, do you have about the Block 67 project and the surrounding area?

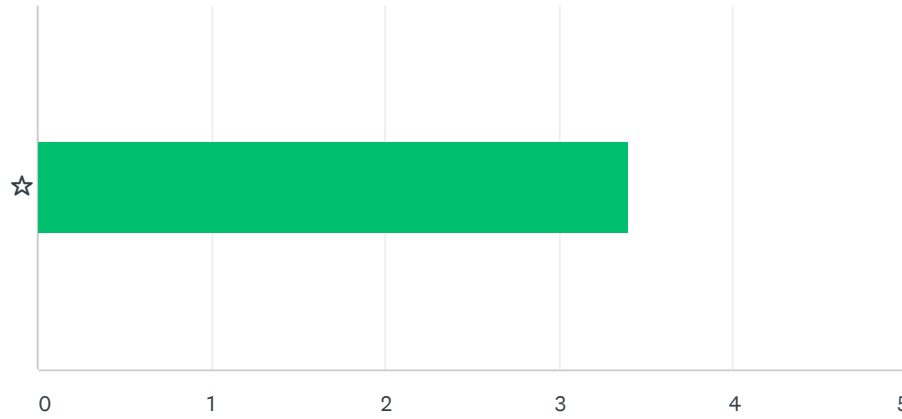
Answered: 996 Skipped: 158



ANSWER CHOICES	RESPONSES	
Affordability	37.15%	370
Homelessness	62.05%	618
Parking	31.33%	312
Pace of project progress	34.24%	341
Use of public funds	26.81%	267
Other (please specify)	12.65%	126
Total Respondents: 996		

Q7 Help us rate the City's community engagement for the Block 67 project.

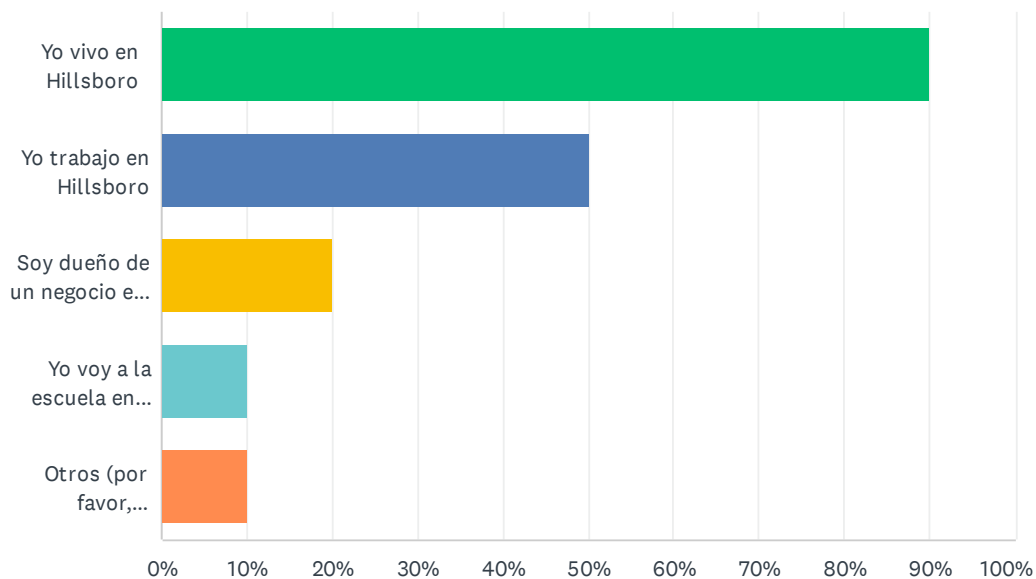
Answered: 879 Skipped: 275



	1	2	3	4	5	TOTAL	WEIGHTED AVERAGE
☆	5.35% 47	10.69% 94	36.63% 322	32.88% 289	14.45% 127	879	3.40

Q1 Seleccione todas las que correspondan:

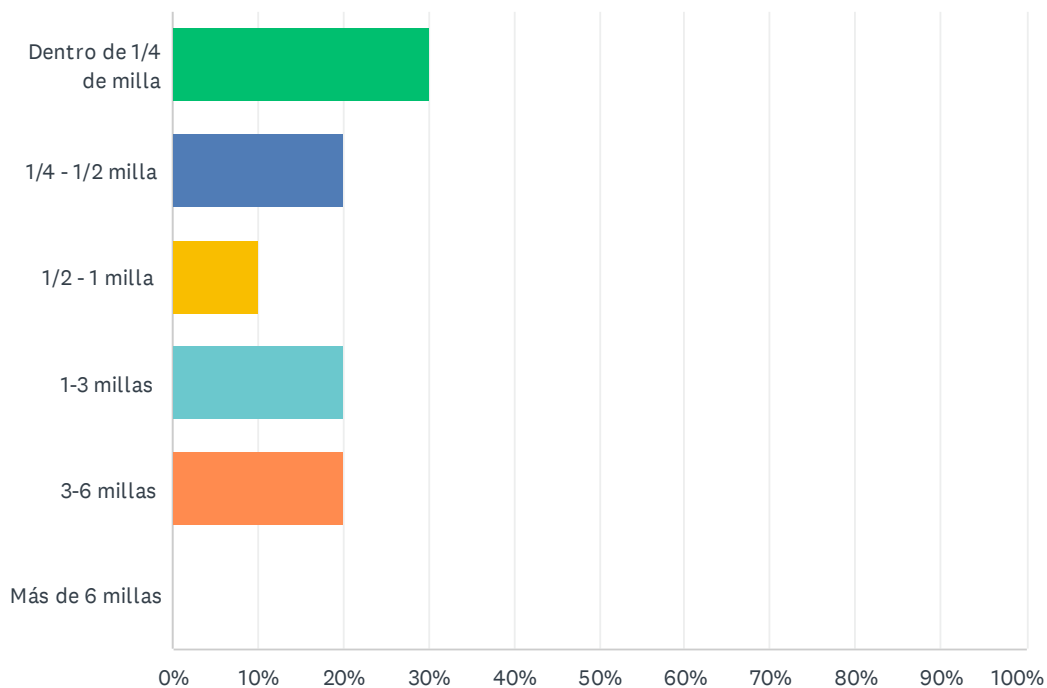
Answered: 10 Skipped: 1



ANSWER CHOICES	RESPONSES	
Yo vivo en Hillsboro	90.00%	9
Yo trabajo en Hillsboro	50.00%	5
Soy dueño de un negocio en Hillsboro	20.00%	2
Yo voy a la escuela en Hillsboro	10.00%	1
Otros (por favor, especifique)	10.00%	1
Total Respondents: 10		

Q2 ¿Qué tan cerca del Block 67 vive (o trabaja)?

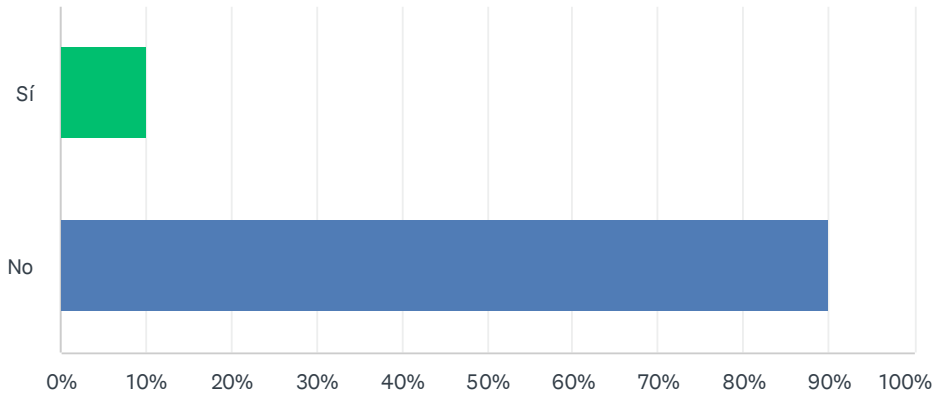
Answered: 10 Skipped: 1



ANSWER CHOICES	RESPONSES	
Dentro de 1/4 de milla	30.00%	3
1/4 - 1/2 milla	20.00%	2
1/2 - 1 milla	10.00%	1
1-3 millas	20.00%	2
3-6 millas	20.00%	2
Más de 6 millas	0.00%	0
TOTAL		10

Q3 ¿Ha asistido anteriormente a una jornada de puertas abiertas sobre el Block 67?

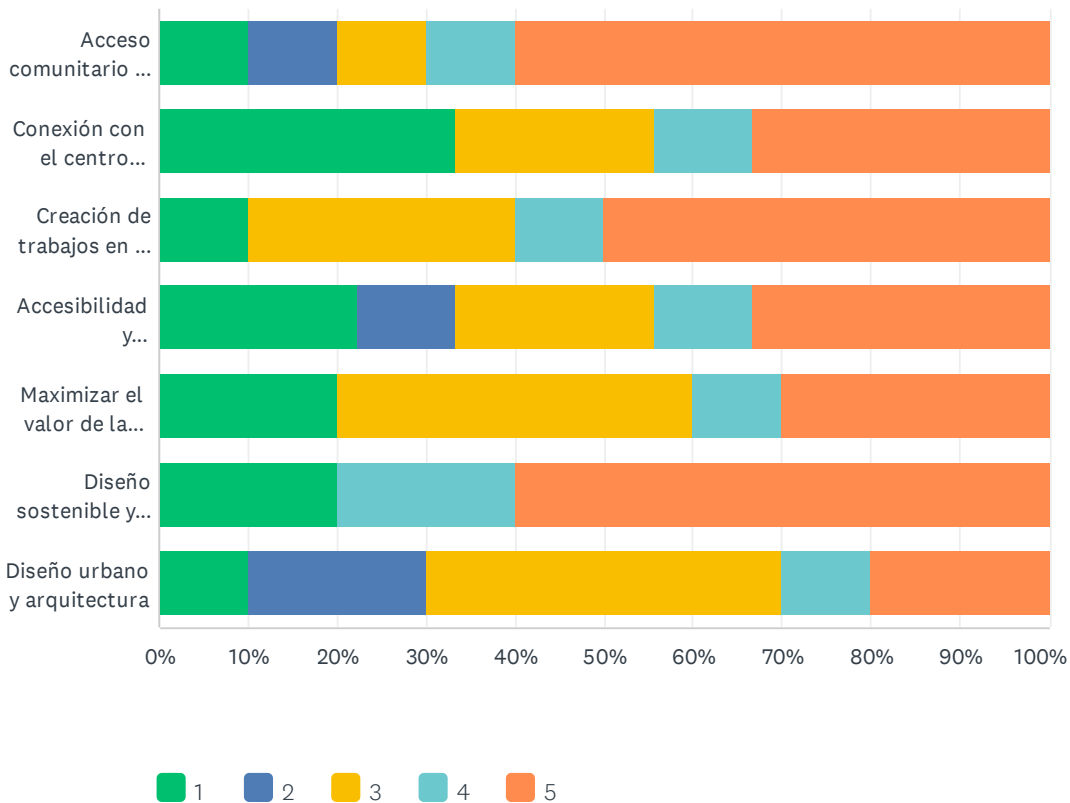
Answered: 10 Skipped: 1



ANSWER CHOICES	RESPONSES	
Sí	10.00%	1
No	90.00%	9
TOTAL		10

Q4 Por favor priorice los siguientes objetivos del proyecto del Block 67 (1 = el más bajo, 5 = el más alto)

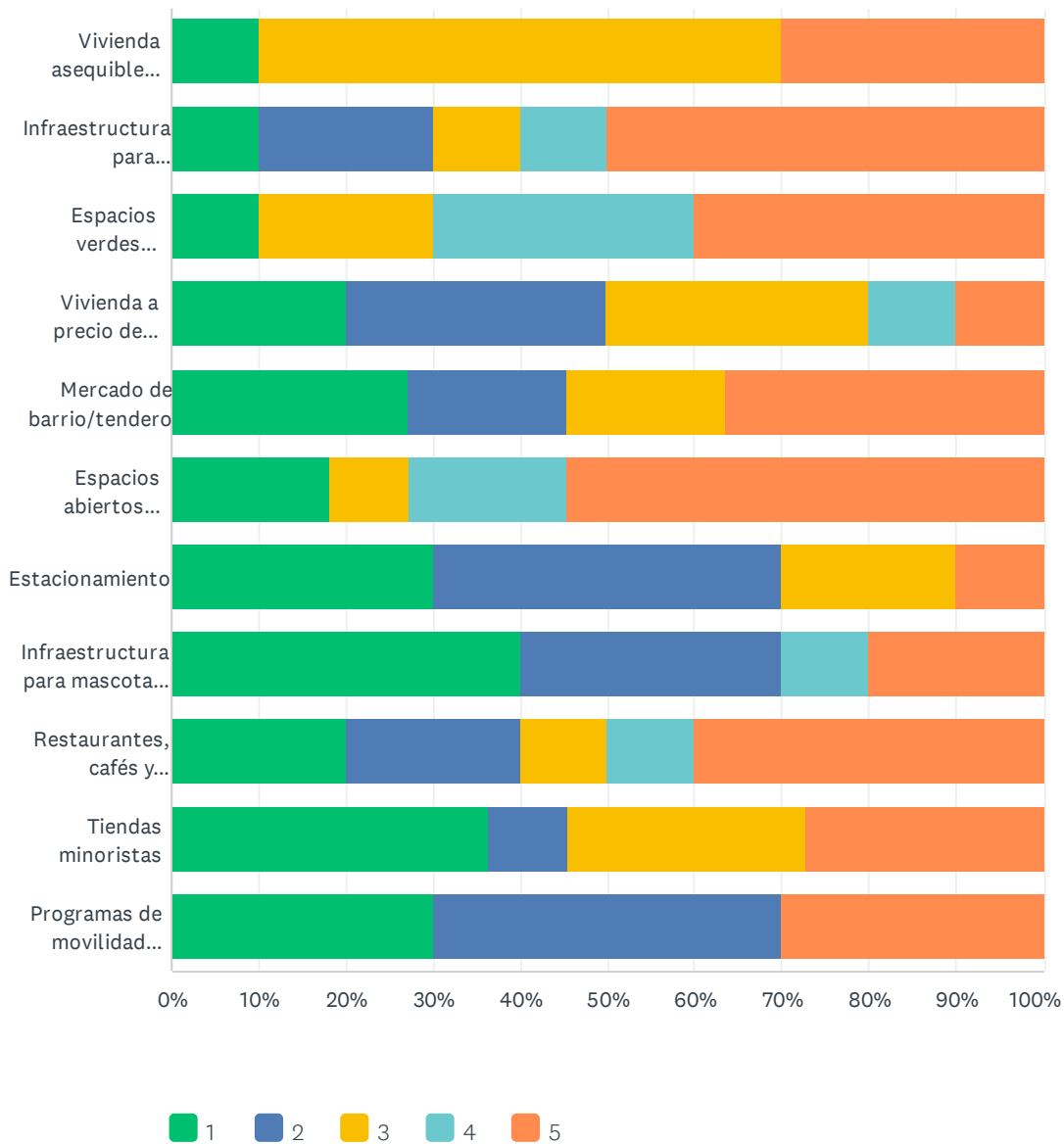
Answered: 10 Skipped: 1



	1	2	3	4	5	TOTAL	WEIGHTED AVERAGE
Acceso comunitario y espacio abierto	10.00% 1	10.00% 1	10.00% 1	10.00% 1	60.00% 6	10	4.00
Conexión con el centro histórico de Hillsboro	33.33% 3	0.00% 0	22.22% 2	11.11% 1	33.33% 3	9	3.11
Creación de trabajos en el centro de Hillsboro	10.00% 1	0.00% 0	30.00% 3	10.00% 1	50.00% 5	10	3.90
Accesibilidad y disponibilidad de vivienda	22.22% 2	11.11% 1	22.22% 2	11.11% 1	33.33% 3	9	3.22
Maximizar el valor de la propiedad para la comunidad	20.00% 2	0.00% 0	40.00% 4	10.00% 1	30.00% 3	10	3.30
Diseño sostenible y construcción ecológica	20.00% 2	0.00% 0	0.00% 0	20.00% 2	60.00% 6	10	4.00
Diseño urbano y arquitectura	10.00% 1	20.00% 2	40.00% 4	10.00% 1	20.00% 2	10	3.10

Q5 ¿Qué importancia tiene que el Block 67 puede ofrecer lo siguiente? (1 = más bajo, 5 = más alto)

Answered: 11 Skipped: 0

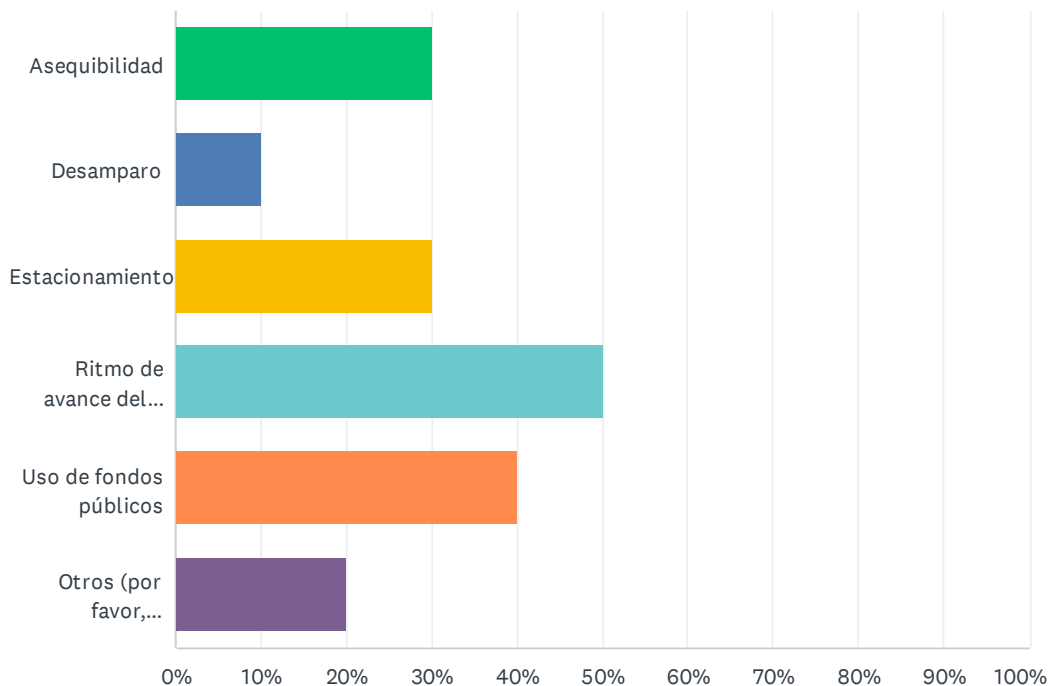


Encuesta del proyecto del Block 67

	1	2	3	4	5	TOTAL	WEIGHTED AVERAGE
Vivienda asequible (controlada por ingresos)	10.00% 1	0.00% 0	60.00% 6	0.00% 0	30.00% 3	10	3.40
Infraestructura para bicicletas/peatones (portabicicletas, senderos)	10.00% 1	20.00% 2	10.00% 1	10.00% 1	50.00% 5	10	3.70
Espacios verdes (plantados, ajardinados, no pavimentados)	10.00% 1	0.00% 0	20.00% 2	30.00% 3	40.00% 4	10	3.90
Vivienda a precio de mercado	20.00% 2	30.00% 3	30.00% 3	10.00% 1	10.00% 1	10	2.60
Mercado de barrio/tendero	27.27% 3	18.18% 2	18.18% 2	0.00% 0	36.36% 4	11	3.00
Espacios abiertos (plazas, espacios de reunión)	18.18% 2	0.00% 0	9.09% 1	18.18% 2	54.55% 6	11	3.91
Estacionamiento	30.00% 3	40.00% 4	20.00% 2	0.00% 0	10.00% 1	10	2.20
Infraestructura para mascotas (parque para perros, áreas de descanso)	40.00% 4	30.00% 3	0.00% 0	10.00% 1	20.00% 2	10	2.40
Restaurantes, cafés y establecimientos de bebidas.	20.00% 2	20.00% 2	10.00% 1	10.00% 1	40.00% 4	10	3.30
Tiendas minoristas	36.36% 4	9.09% 1	27.27% 3	0.00% 0	27.27% 3	11	2.73
Programas de movilidad compartida (bicicletas compartidas, viajes compartidos, scooters compartidos)	30.00% 3	40.00% 4	0.00% 0	0.00% 0	30.00% 3	10	2.60

Q6 ¿Qué preocupaciones, si las hay, tiene sobre el proyecto del Block 67 y el área circundante?

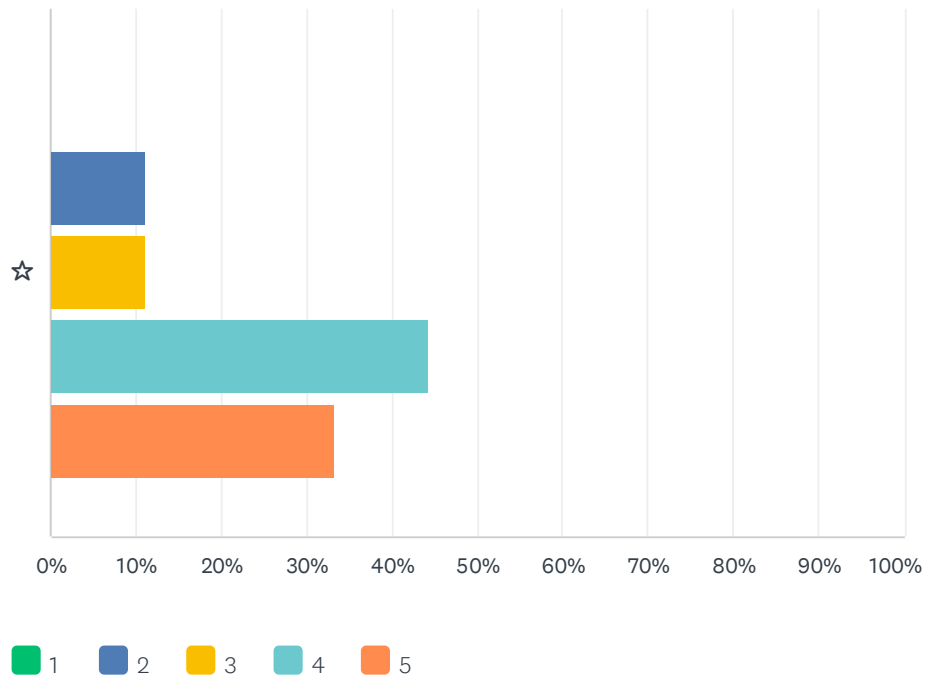
Answered: 10 Skipped: 1



ANSWER CHOICES	RESPONSES	
Asequibilidad	30.00%	3
Desamparo	10.00%	1
Estacionamiento	30.00%	3
Ritmo de avance del proyecto	50.00%	5
Uso de fondos públicos	40.00%	4
Otros (por favor, especifique)	20.00%	2
Total Respondents: 10		

Q7 Ayúdenos a calificar la participación comunitaria de la Ciudad en el proyecto del Block 67.

Answered: 9 Skipped: 2



	1	2	3	4	5	TOTAL	WEIGHTED AVERAGE
☆	0.00% 0	11.11% 1	11.11% 1	44.44% 4	33.33% 3	9	4.00