

## Survey Results

### Homelessness: Updates to Camping Rules

#### Project Background & Community Engagement

All cities and counties in Oregon – including the City of Hillsboro – must review and update local ordinances, or rules, that regulate sitting, lying, sleeping, or keeping warm and dry outdoors on public property.

A new state law, Oregon House Bill 3115, requires the City to allow camping on certain public property with reasonable restrictions when no shelter beds are accessible.

Before the Hillsboro City Council considers the required updates in June 2023, the City is listening and engaging with community members. The ordinance must be updated by July 1, 2023.

#### Community Advisors: Camping Ordinance Workgroup

Thirty to 40 diverse community stakeholders are meeting three times in spring 2023 to:

- Learn about proposed ordinance updates
- Review questions and survey results
- Provide recommendations to the Hillsboro City Council

#### Camping Rules Survey

**The Camping Rules Survey was open to the public from March 3 to April 7, 2023.**

The simple three question survey was available in English and Spanish on Engage Hillsboro and through the City's public website at Hillsboro-Oregon.gov.

The survey was advertised on social media, in print newsletters, and print flyers. Print copies in English and Spanish were also distributed to partner organizations and made available at City of Hillsboro facilities.

#### Impact of Results

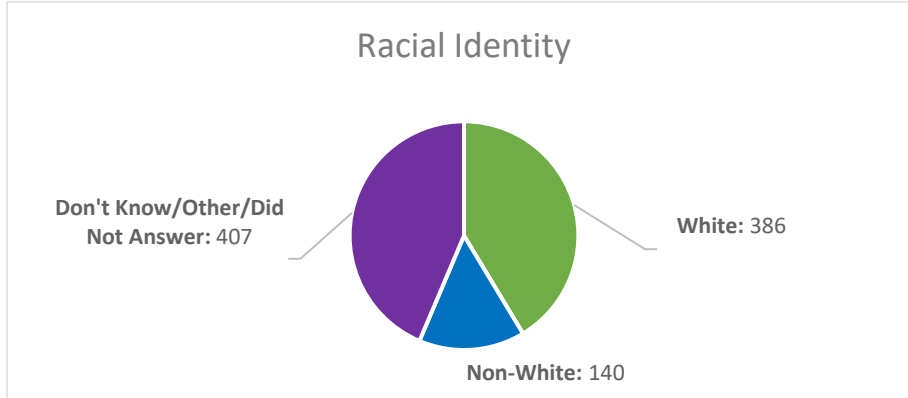
Data from the survey was presented to the Hillsboro Camping Ordinance Workgroup to help them gain a better understanding of the community impacts of homelessness and to inform their recommendations to City Council.

Survey Results are also published on Engage Hillsboro and shared with the public, City staff, and City Council.

## Overall Responses: Demographics

893 Survey Responses Received (Note: Demographic questions were optional)

Which of the following describes your race or ethnic identity? Please check all that apply.



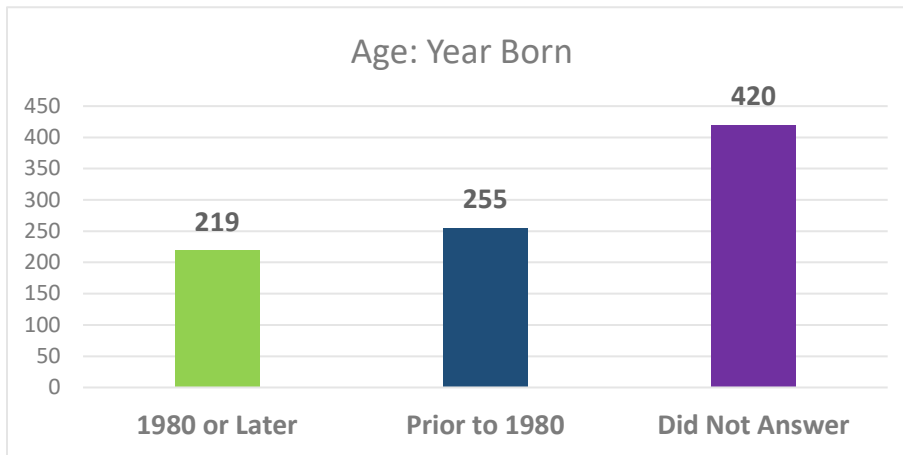
### Racial Identity

White: 386

Non-White: 116

Don't Know/Other/Did Not Answer: 407

In what decade were you born?



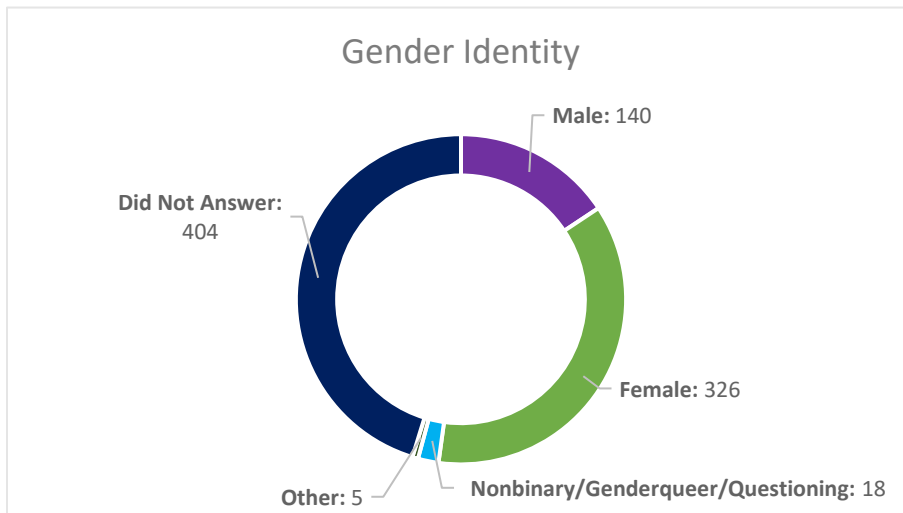
### Age

Born 1980 or Later: 219

Born Prior to 1980: 255

Did Not Answer: 419

How do you describe your current gender identity?



### Gender Identity

Male: 140


Female: 326

Nonbinary/Genderqueer/Questioning: 18

Other: 5

Did Not Answer: 404

## What language or languages do you use at home? Check all that apply.



### Languages Used at Home

English: 490

Spanish: 75

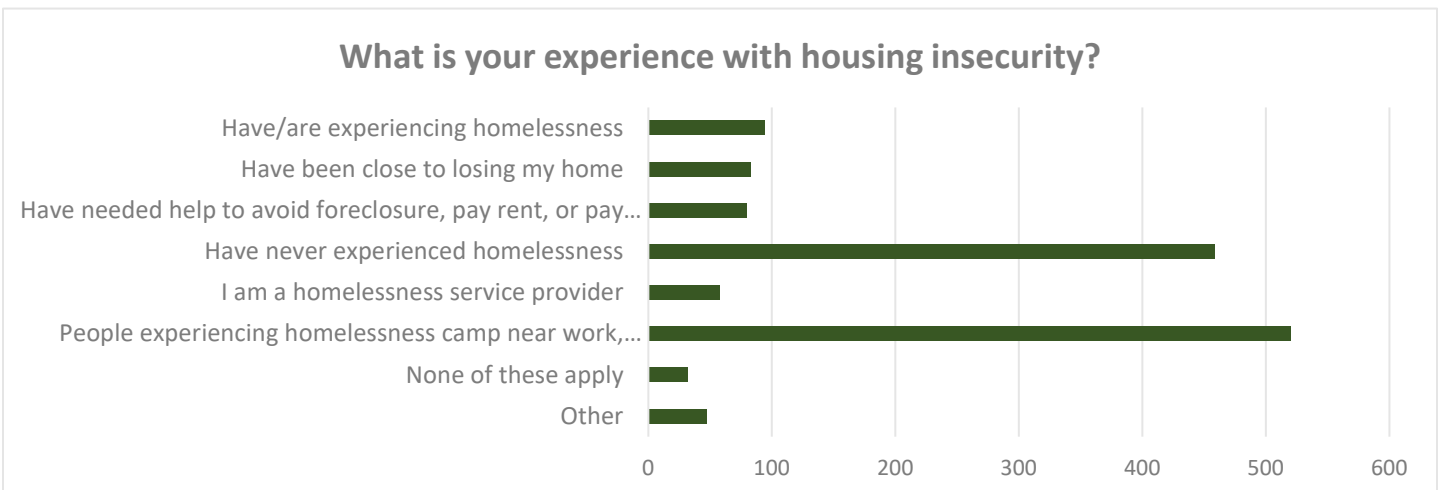
Other (please specify): 17, including French, Italian, German, Portuguese, Russian, Indonesian

Did Not Answer: 399

## Survey Questions

### Question 1: What is your experience with housing insecurity? Select all options that apply.

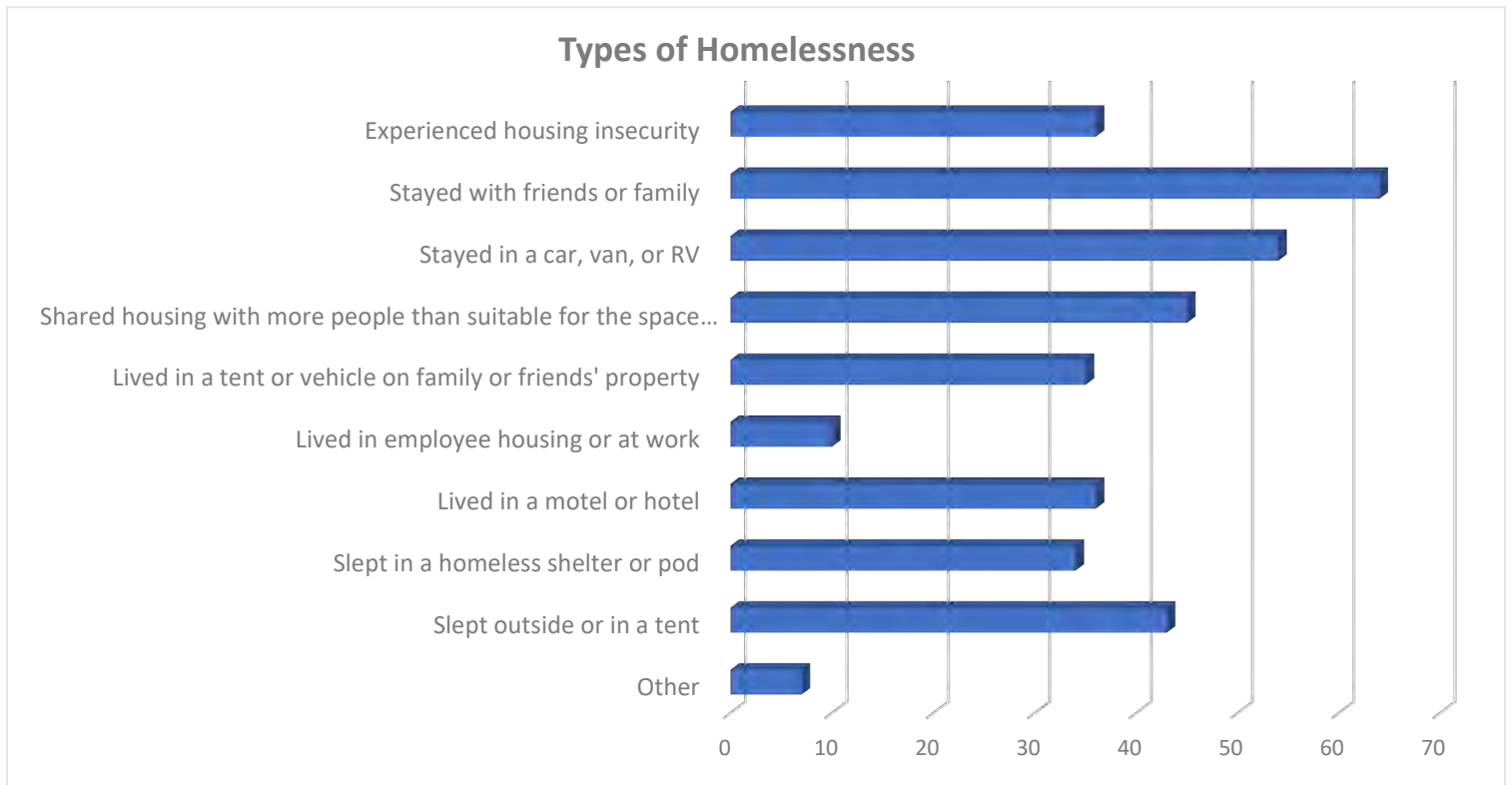
- I am experiencing homelessness or have experienced homelessness in the past: **94 Responses**
- I have been close to losing my home: **83 Responses**
- I have needed social services to avoid foreclosure, pay rent, or pay utilities: **80 Responses**
- I have never experienced homelessness: **459 Responses**
- I am a homelessness service provider: **58 Responses**
- People experiencing homelessness camp near my work, business, or home: **520 Responses**
- None of these apply: **32 Responses**
- Other (please specify): **47 Responses**



**Question 2:** If you have experienced homelessness, what type(s) of homelessness are you experiencing or have you experienced in the past? Select all that apply.

**Note:** This question was only visible to respondents who have experienced housing insecurity.

- I have experienced housing insecurity (I have been close to losing my home) **36 Responses**
- I have stayed with friends or family due to lack of housing **64 Responses**
- I have stayed in a car, van, or RV due to lack of housing **54 Responses**
- I have shared housing with more people than suitable for the space available **45 Responses**
- I have lived in a tent or vehicle on a family member’s or friend’s property due to lack of housing **35 Responses**
- I have lived in employee housing or at my place of work due to lack of housing **10 Responses**
- I have lived in a motel or hotel due to lack of housing **36 Responses**
- I have stayed in a homeless shelter or pod due to lack of housing **34 Responses**
- I have slept outside or in a tent due to lack of housing **43 Responses**
- Other (please specify) **7 Responses**



**Question 3: Please describe the way homelessness has had an impact on you.**  
**(Open-Ended Responses)**

**Most Stated Words**



**Question 3: Please describe the way homelessness has had an impact on you.**

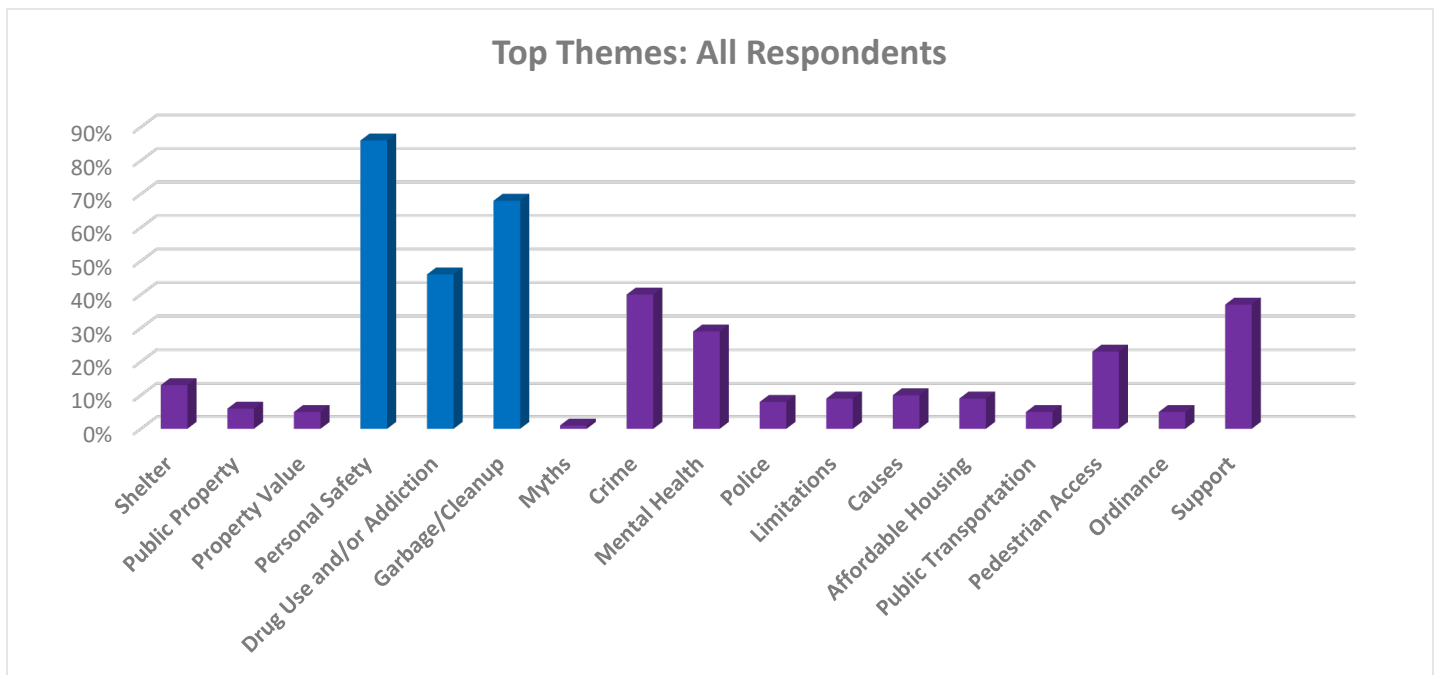
Open-ended responses to Question 3 were analyzed and coded into the following themes to assist with identifying primary community concerns and impacts:

- Shelter
- Public Property
- Property Value
- Personal Safety
- Drug Use and/or Addiction
- Garbage/Cleanup
- Myths
- Crime
- Mental Health
- Police
- Limitations
- Causes
- Affordable Housing
- Public Transportation
- Pedestrian Access
- Ordinance
- Support

## Top Themes: All Respondents

893 total respondents (n=176)

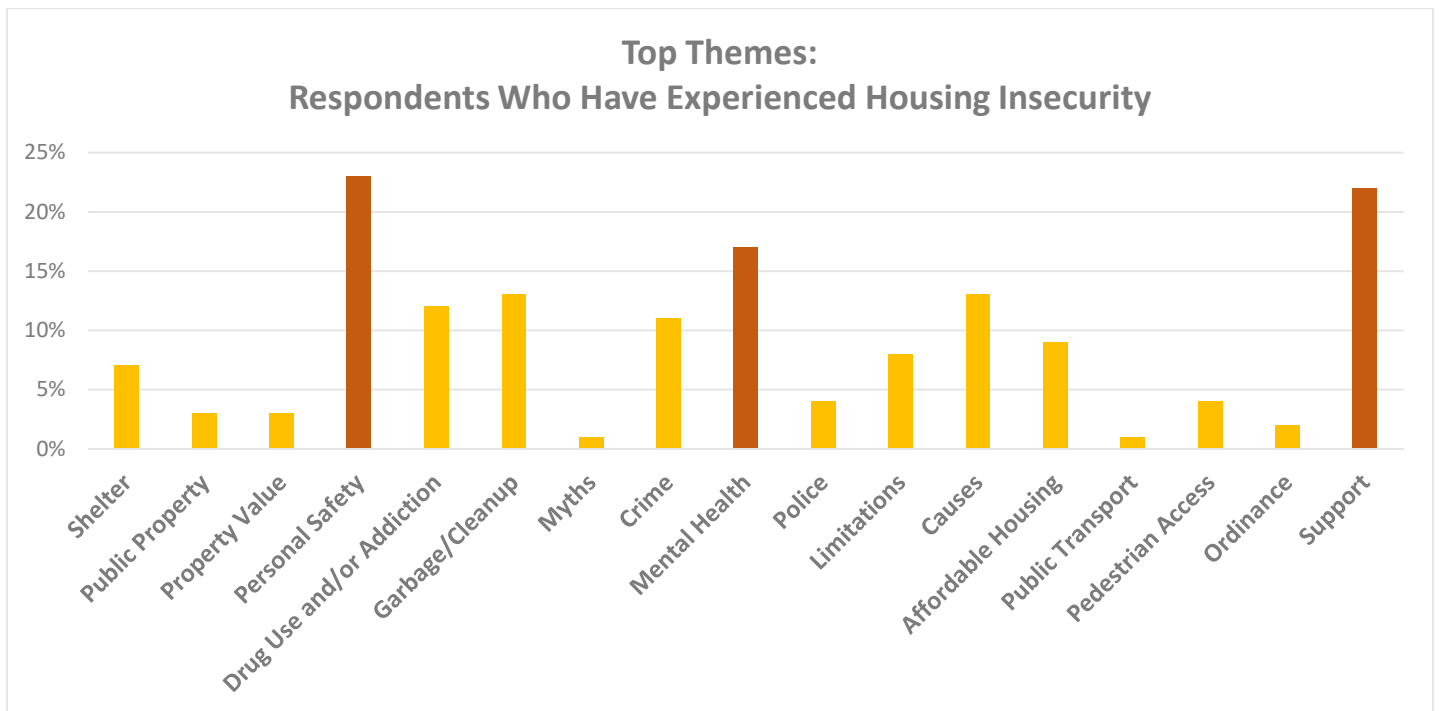
- Shelter – 13%
- Public Property – 6%
- Property Value – 5%
- **Personal Safety – 86%**
- **Drug Use and/or Addiction – 46%**
- **Garbage/Cleanup – 68%**
- Myths – 1%
- Crime – 40%
- Mental Health – 29%
- Police – 8%
- Limitations – 9%
- Causes – 10%
- Affordable Housing – 9%
- Public Transportation – 5%
- Pedestrian Access – 23%
- Ordinance – 5%
- Support – 37%



## Respondents Who Have Experienced Housing Insecurity (Experience)

176 total respondents (n=176)

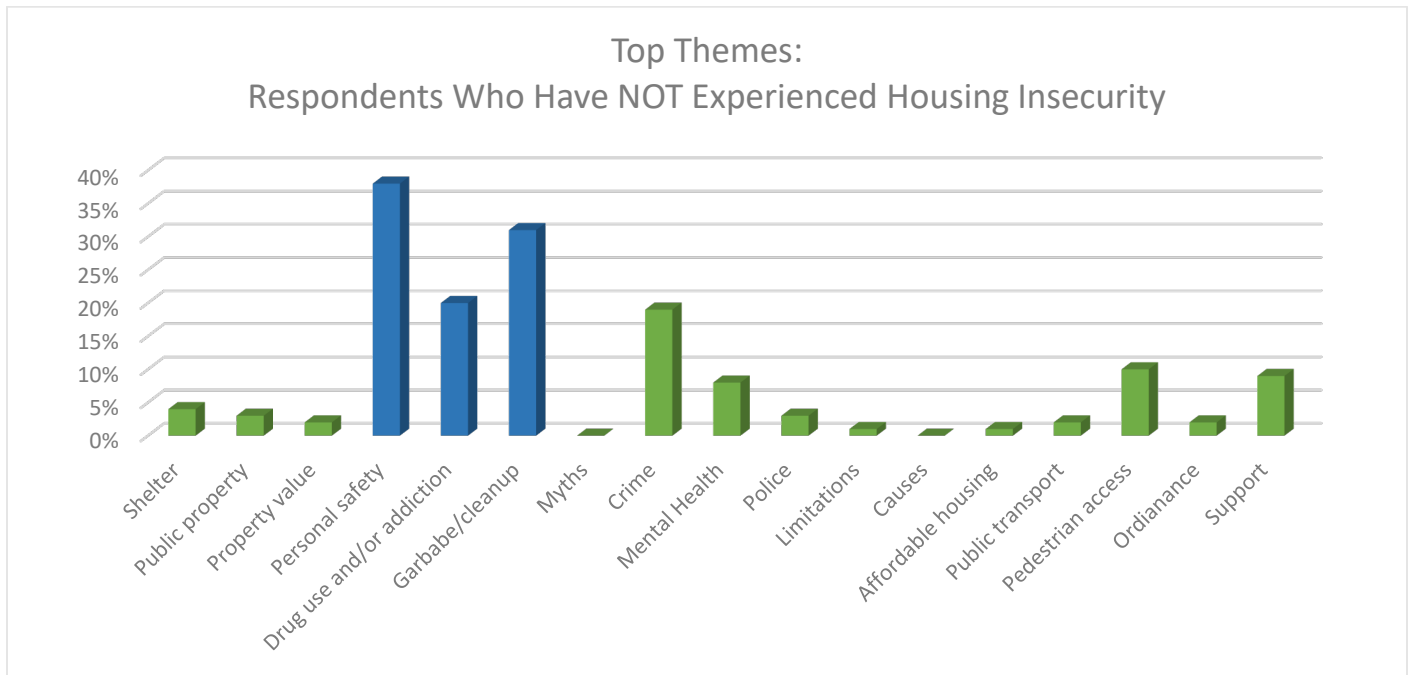
- Shelter – 7%
- Public Property – 3%
- Property Value – 3%
- **Personal Safety – 23%**
- Drug Use and/or Addiction – 12%
- Garbage/Cleanup – 13%
- Myths – 1%
- Crime – 11%
- **Mental Health – 17%**
- Police – 4%
- Limitations – 8%
- Causes – 13%
- Affordable Housing – 9%
- Public Transport – 1%
- Pedestrian Access – 4%
- Ordinance – 2%
- **Support – 22%**



## Top Themes: Respondents Who Have NOT Experienced Housing Insecurity (No Experience)

176 total respondents (n=176)

- Shelter – 4%
- Public Property – 3%
- Property Value – 2%
- **Personal Safety – 38%**
- **Drug Use and/or Addiction – 20%**
- **Garbage/Cleanup – 31%**
- Myths – 0%
- Crime – 19%
- Mental Health – 8%
- Police – 3%
- Limitations – 1%
- Causes – 0%
- Affordable Housing – 1%
- Public Transport – 2%
- Pedestrian Access – 10%
- Ordinance – 2%
- Support – 9%





### Question 3: Top Three Themes by Demographic

#### Top Three Themes by Race

##### White - Experience

- Support – 17%
- Personal Safety – 15%
- Mental Health – 14%
- Garbage/Cleanup – 6%
- Drug Use and/or Addiction – 6%

##### White - No Experience

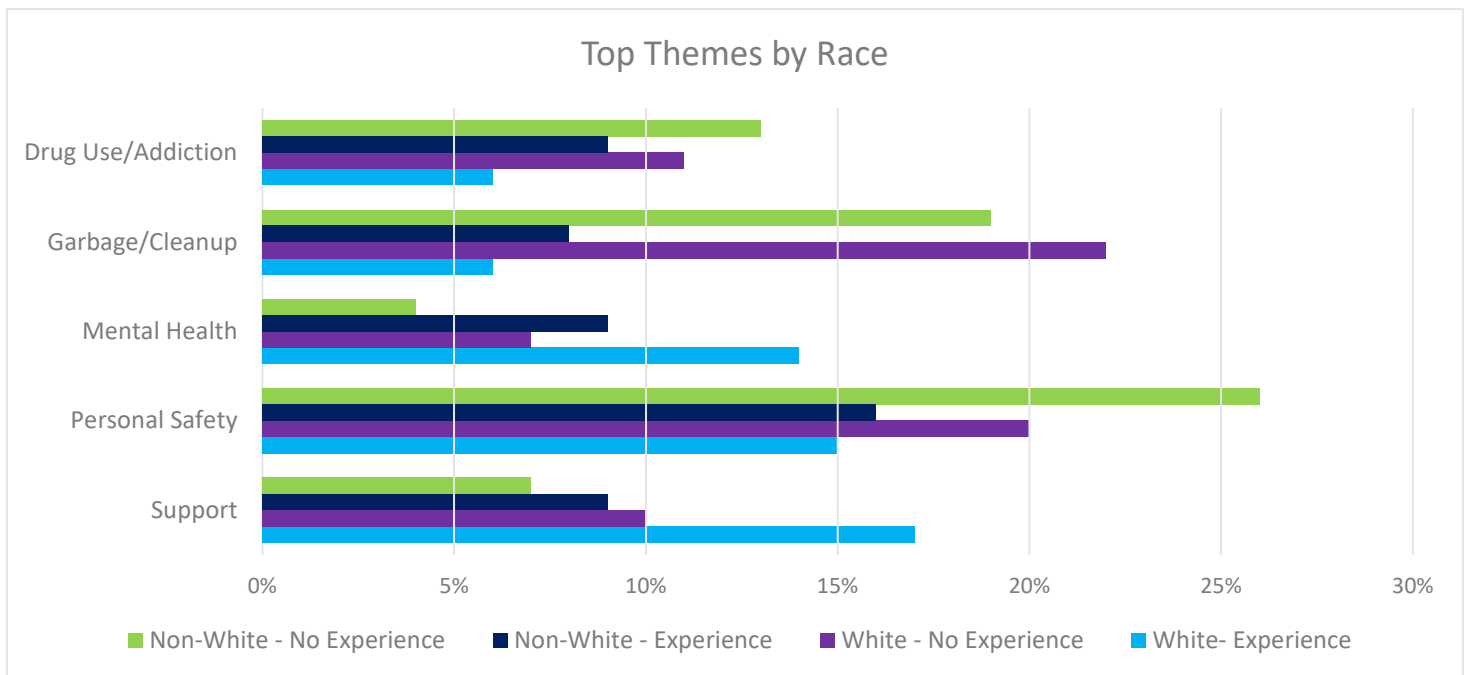
- Support – 10%
- Personal Safety – 20%
- Mental Health – 7%
- Garbage/Cleanup – 22%
- Drug Use and/or Addiction – 11%

##### Non-White - Experience

- Support – 9%
- Personal Safety – 16%
- Mental Health – 9%
- Drug Use and/or Addiction 9%
- Garbage/Cleanup – 8%

##### Non-White - No Experience

- Support – 7%
- Personal Safety – 26%
- Mental Health – 4%
- Drug Use and/or Addiction – 13%
- Garbage/Cleanup – 19%



## Top Three Themes by Gender

### Males - Experience

Limitations – 15%

Personal Safety – 13%

Garbage/Cleanup – 13%

Crime – 9%

Mental Health – 13%

### Females - Experience

Support – 18%

Personal Safety – 17%

Mental Health – 12%

Drug Use and/or Addiction – 6%

Garbage/Cleanup – 5%

### Nonbinary - Experience

Support – 28%

Causes – 17%

Mental Health – 17%

Personal Safety – 6%

Drug Use and/or Addiction – 6%

Crime – 0%

Police – 0%

Limitations- 6%

### Males - No Experience

Limitations – 1%

Personal Safety – 19%

Garbage/Cleanup – 23%

Crime – 13%

Mental Health – 3%

### Females - No Experience

Support – 8%

Personal Safety – 25%

Mental Health – 7%

Drug Use and/or Addiction – 13%

Garbage/Cleanup – 19%

### Nonbinary – No Experience

Support – 0%

Causes – 0%

Mental Health – 0%

Personal Safety – 33%

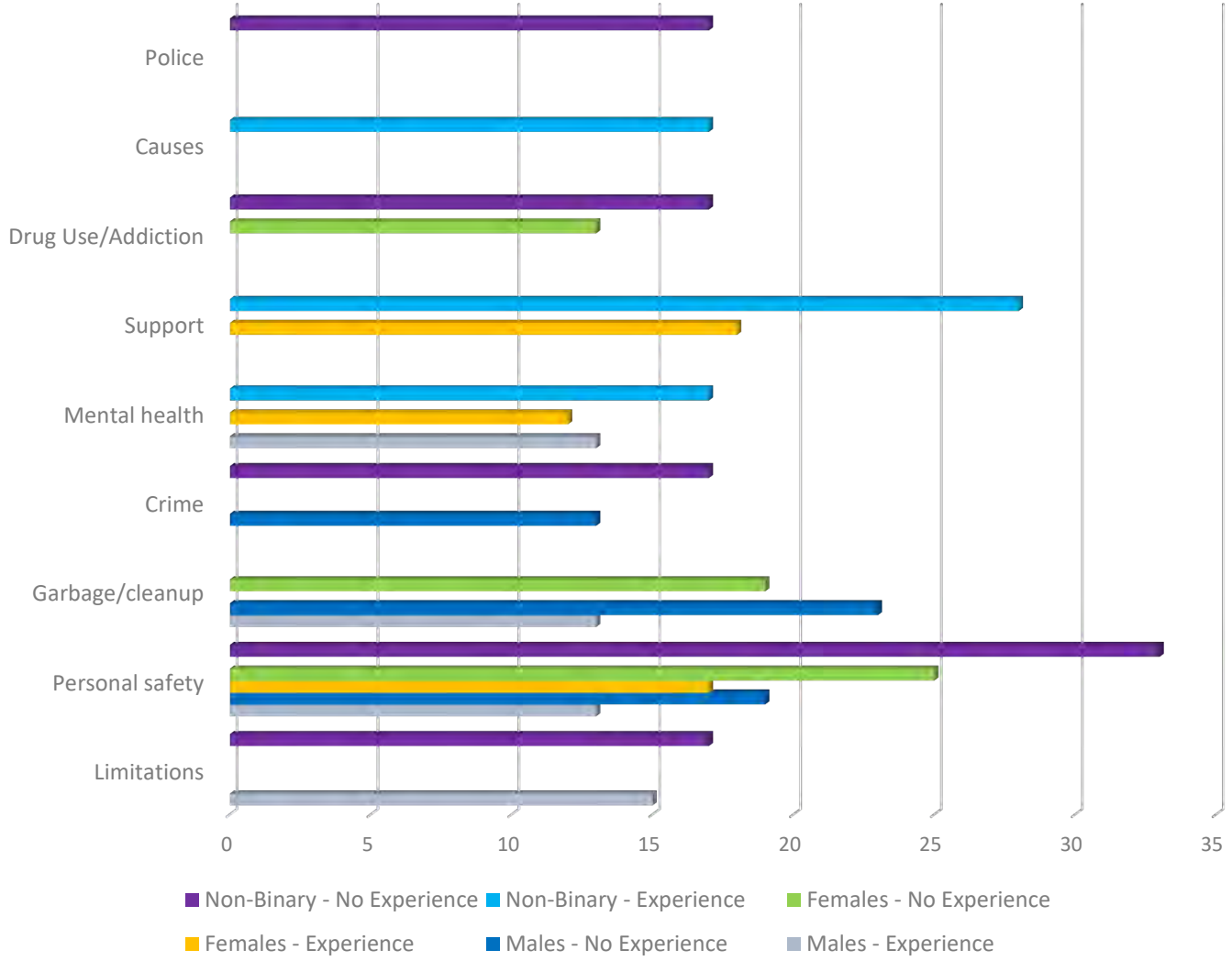
Drug Use and/or Addiction – 17%

Crime – 17%

Police – 17%

Limitations – 17%

### Top Three Themes by Gender (Only Top Three for Each Category are Displayed)



## Top Themes by Age

### Born 1980 or Later - Experience

Support – 17%

Mental Health – 16%

Personal Safety – 12%

Garbage/Cleanup – 4%

Drug Use and/or Addiction – 10%

### Born 1980 or Later - No Experience

Support – 8%

Mental Health – 5%

Personal Safety – 26%

Garbage/Cleanup – 17%

Drug Use and/or Addiction – 14%

### Born Prior to 1980 - Experience

Support – 14%

Mental Health – 11%

Personal Safety – 19%

Garbage/Cleanup – 6%

Drug Use and/or Addiction – 6%

### Born Prior to 1980 - No Experience

Support – 11%

Mental Health – 8%

Personal Safety – 18%

Garbage/Cleanup – 23%

Drug Use and/or Addiction – 9%

