

Bird-Friendly Trellising



Using Bird Friendly Trellising in Your Garden

A Hillsboro Community Garden Program
Guidance Document



Hillsboro Community Garden Program
Guidance Documents by Heather L. Peterson
Last Update: June 22, 2020 Slide 1



Bird-Friendly Trellising




Making a Safe Home for Our Birds

- ❖ Birds are welcome members of our community.
- ❖ They are good company, fun, and beautiful and we all want to keep them safe.
- ❖ They are part of a healthy garden ecosystem and eat a massive quantity of insects and harmful grubs and slugs.
- ❖ Raptors help control mice, rats, voles, and moles.



Bird Friendly Trellises




For the Birds – Safe Trellising

- ❖ Best if trellises are one foot above the ground.
- ❖ No taller than 5 feet.
- ❖ Trellis openings should be 3 inches or more.
- ❖ Netting used for trellises needs approval.
- ❖ Trellis netting must be stretched tight and not allowed to sag.



Bird Friendly Trellises



For the Birds – Being Very Careful

- ❖ Take care in selecting the materials for your trellis.
- ❖ String netting is problematic and can easily lead to a terrible death.
- ❖ Using rigid materials will safeguard birds and cannot sag or tangle.
- ❖ Openings of 3 inches or more allow birds to fly or jump through.



Bird Friendly Trellises



For the Safety of Our Garden Birds

This type of netting is prohibited throughout the garden for any use.



Bird Friendly Trellis Examples



These tomato trellises serve nicely as bird perches and are easy for birds to navigate through.

Although on the ground, the first space is easy to hop through.



Bird Friendly Trellis Examples




- ❖ There is a wide variety of trellising in this plot. See how many different structure you can find.
- ❖ All the trellises are good for birds. Take some time to think why.
- ❖ You can be very creative and bird friendly at the same time!



Bird Friendly Trellis Examples



Bird Friendly Trellis Examples



Beautiful cherry branches

String is tight.
If it gets loose,
it could catch a
bird.



Padding nice
for gardeners



Bird Friendly Trellis Examples



Bird Friendly Trellis Examples



Hillsboro Community Garden Program
Guidance Documents by Heather L. Peterson
Last Update: June 22, 2020 Slide 11



Bird-Safe Netting: Keeping Birds Off!



Pick the Right Netting


Use the **'finger test'** - choose netting that you cannot poke your finger through. The mesh size should be less than 5 mm.

❖ **Tulle netting** or **Organza** keeps birds off bushes.

- Get at Joann Fabrics, Amazon
- Use tulle bags for individual fruit
- Use a huge swath of netting for the whole bush.



Bird-Safe Netting: Netted Cloches



Netted cloches protect from birds, grubs, and slugs.

Bird-Safe Netting: Using Fine Tulle

